

# The Comprehensive and Progressive Agreement for Trans-Pacific Partnership (CPTPP) Mini-Trade Reports

By Kana Minju Bak, Research  
Scholar, International Trade &  
Investment, APF Canada



# SINGAPORE

# ABOUT

## APF Canada's CPTPP Mini-Trade Report: SINGAPORE



- Building on our recent report, [The Impact of the CPTPP on Trade between Canada and the Asia Pacific](#), this mini-report focuses on Singapore – one of the seven 'AP7' economies (signatories to the CPTPP) in the Asia Pacific.
- This report explores the CPTPP's benefits for Canada's merchandise and service trade relations with Singapore at the national and sub-national level in the five years post-CPTPP ratification (from 2019 to 2023), with 2018 data for context.
- The report also identifies future trade opportunities for Canadian firms interested in expanding their presence in Singapore.
- Singapore ratified the CPTPP in July 2018 with Canada ratifying shortly after in December 2018.
- APF Canada will release CPTPP Mini-Trade Reports for five more AP7 economies – Australia, Japan, Malaysia, New Zealand, and Vietnam (except Brunei, for which there is limited data) – in the first quarter of 2025.



# KEY TAKEAWAYS

- **Merchandise trade** between Canada and Singapore increased by 28%, from C\$2.5B in 2018 to over C\$3.1B in 2023. This relationship was marked by a slight trade surplus as Canada exported more goods to Singapore.
- **Service trade** increased by 33% from C\$3.2B in 2018 to C\$4.3B in 2023, with a large trade deficit as Canada imported more services from Singapore.
- **Ontario** and **Quebec** dominated Canada's merchandise trade with Singapore – accounting for 72% of the total five-year merchandise trade volume.
- Canadian businesses may find opportunities in Singapore's **agricultural**, **cleantech**, and **advanced manufacturing** sectors. They may also benefit from exporting **precious metals** and **aircraft parts** to Singapore.

## Key Statistics, 2023

GDP (PURCHASING POWER PARITY):

**C\$1130.59B**

POPULATION:

**5.9M**

TOP FIVE TRADE PARTNERS:



**China (Mainland)**



**United States**



**Malaysia**



**European Union**

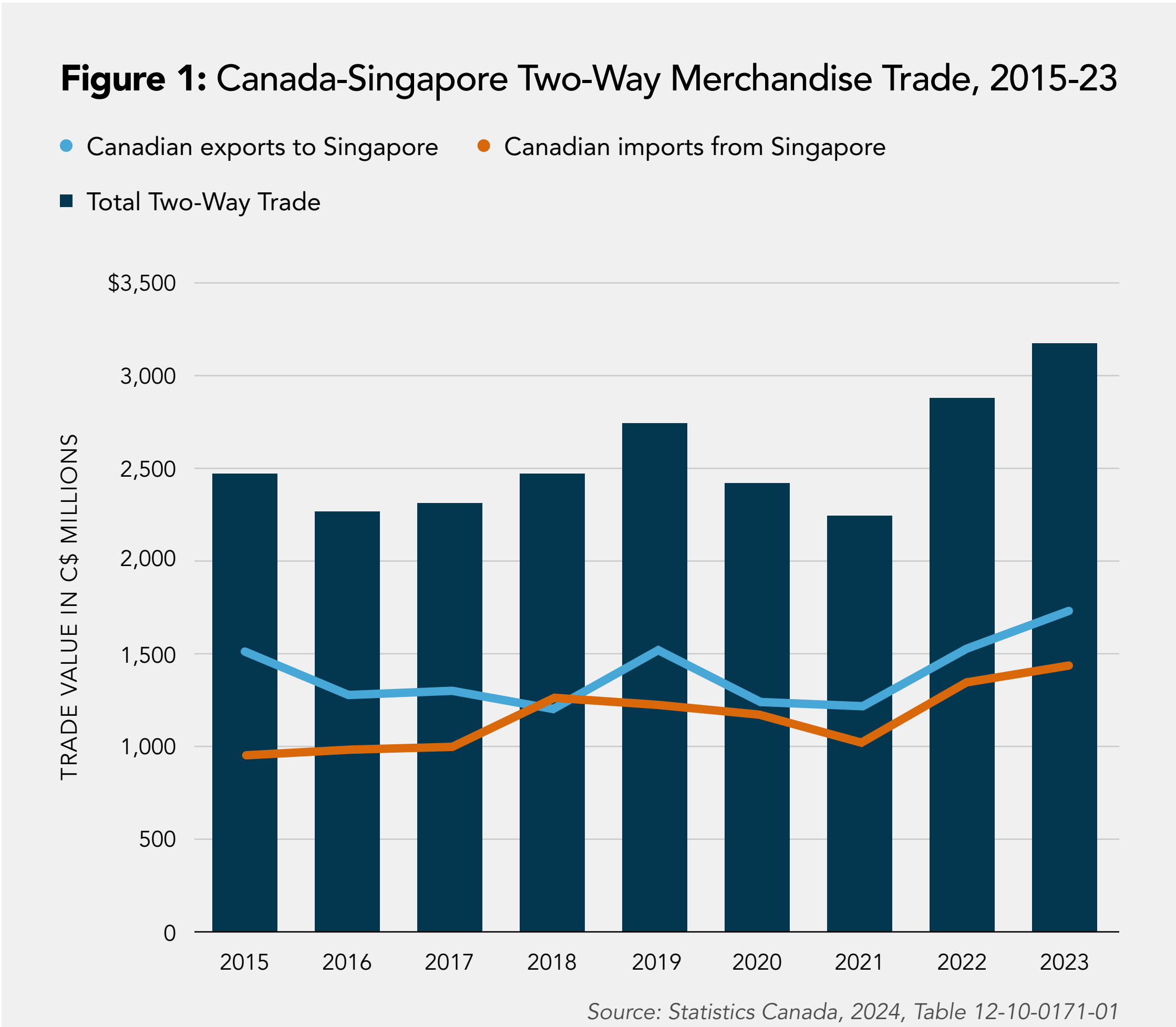


**Taiwan**

# MERCHANDISE TRADE

Singapore is Canada's **fifth largest merchandise trading partner** among the AP7. Since CPTPP ratification, Canada-Singapore two-way merchandise trade has grown at a year-on-year average of 6%, with trade increasing from around C\$2.5B in 2018 to over C\$3.1B in 2023 – amounting to C\$13.5B in the five years since the signing of the agreement (Figure 1).

While the pandemic led to a decline in merchandise trade, with trade falling by 12% from C\$2.8B in 2019



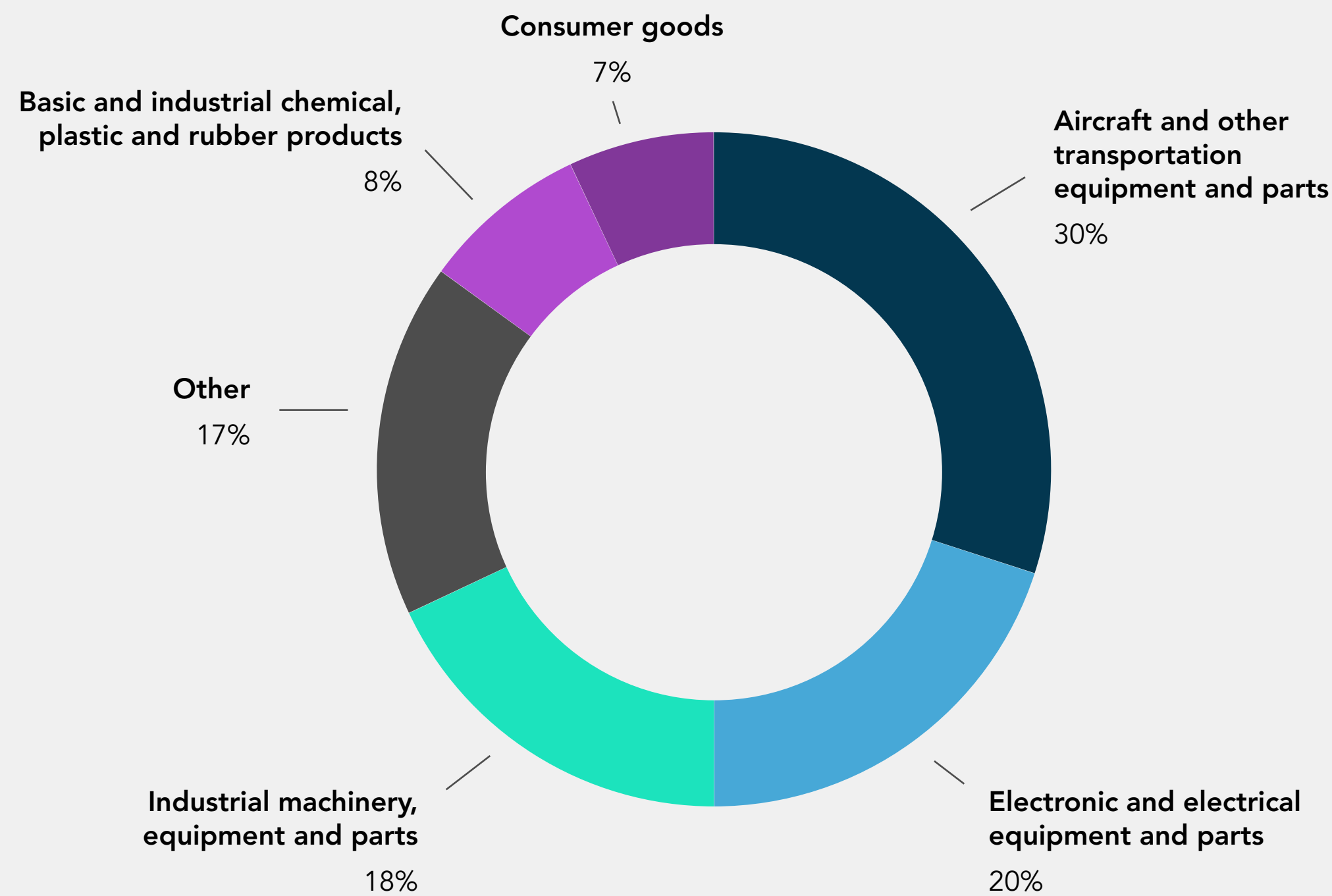
to C\$2.4B in 2020, this impact was short-lived; two-way trade returned to pre-pandemic levels in 2022, at over C\$2.8B (a 27.7% jump from the previous year).

Overall, Canada maintained a merchandise trade surplus with Singapore, with Canada's exports to Singapore exceeding and growing faster on average than imports (despite the negative impacts of the pandemic on both) since ratification of the CPTPP (Figure 1).

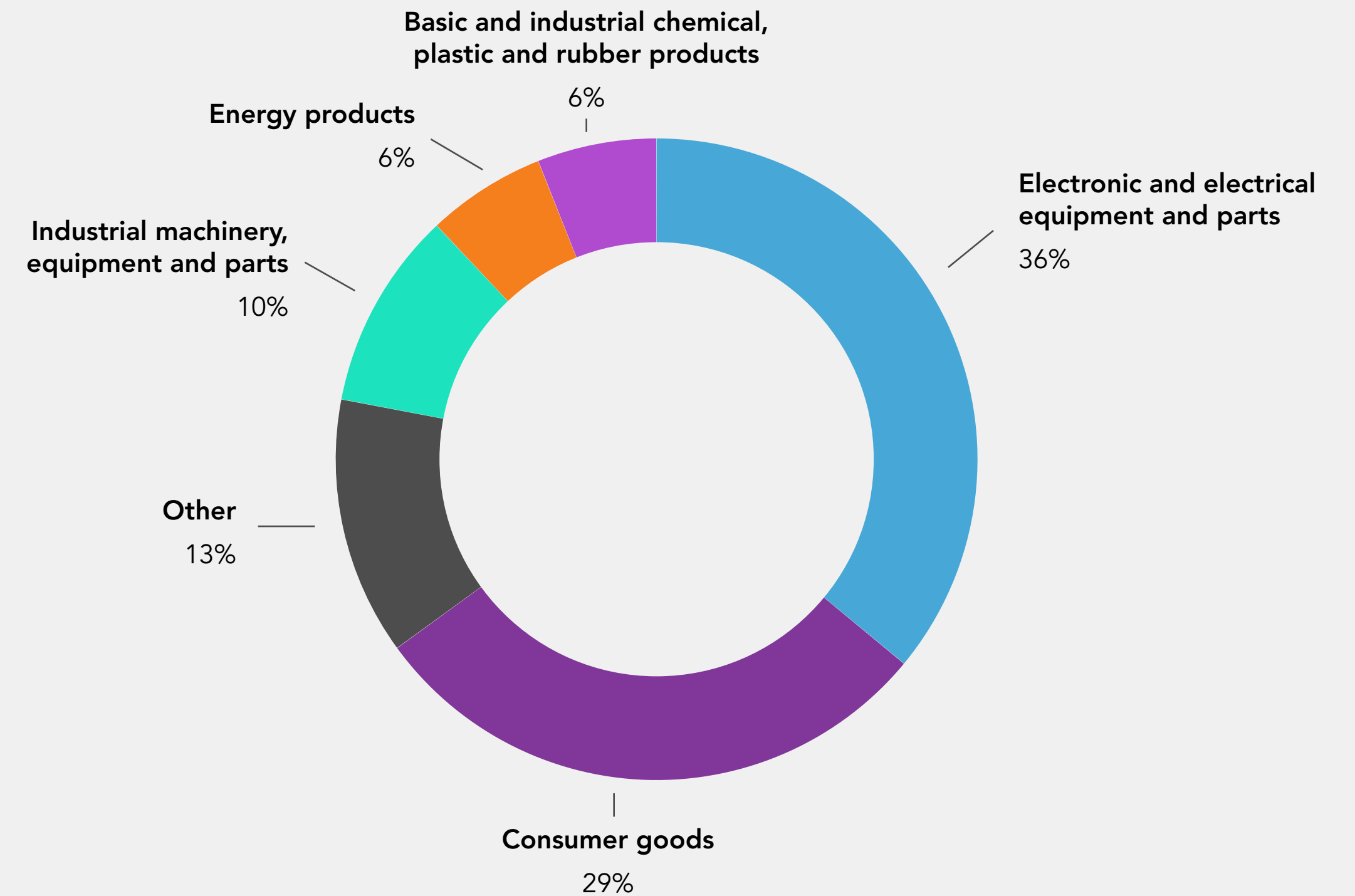
Over the last five years, approximately half of all **Canadian exports** to Singapore comprised *aircraft and other transportation equipment and parts* (30%) and *electronic and electrical equipment* (20%), with these two categories accounting for C\$3.6B of Canada’s total merchandise exports to Singapore (Figure 2).

**Canada’s imports** of *electronic equipment* and *consumer goods* from Singapore have grown rapidly since CPTPP ratification. *Electronic equipment* imports accounted for 36%, or C\$2.2B, of total imports and were closely followed by *consumer goods*, comprising 29% of Canada’s imports and valued at C\$1.8B (Figure 3).

**Figure 2: Canada’s Top Exports to Singapore, 2019-23**



**Figure 3: Canada’s Top Imports from Singapore, 2019-23**



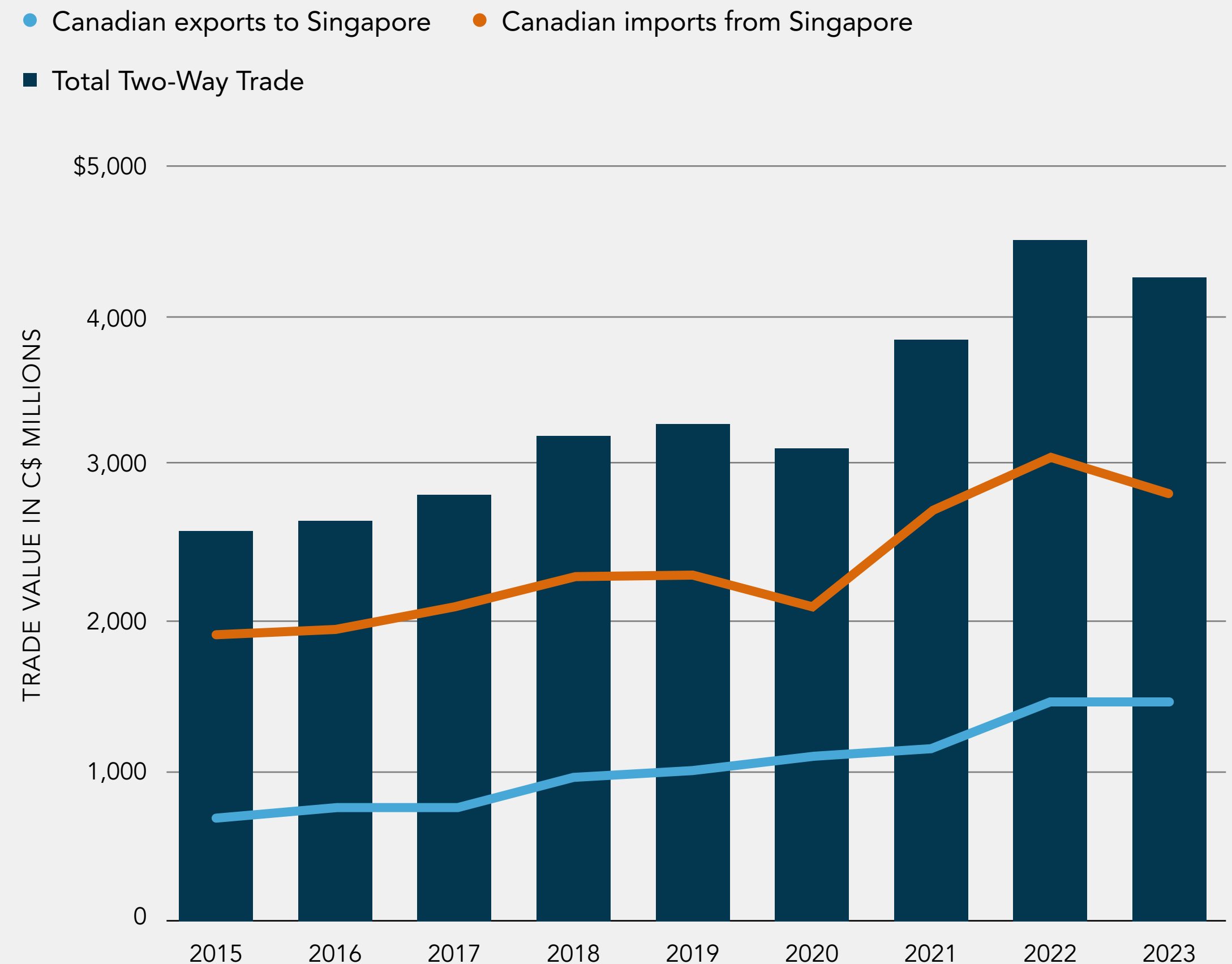
Source: Statistics Canada, 2024, Table 12-10-0171-01

# SERVICES TRADE

Singapore is Canada's **second-largest services trading partner** among the AP7. Since CPTPP ratification, services trade increased on average by 6.5% year-over-year, from C\$3.2B in 2018 to C\$4.3B in 2023 (Figure 4). This relationship remained relatively resilient during the pandemic, with only a 5% decrease in service trade flows from 2019 to 2020 and normalization of trade in 2021 (exceeding pre-pandemic trade levels).

After CPTPP ratification, Canada maintained its services trade deficit with Singapore, with Canada's imports accounting for 68% of two-way trade (Figure 4).

**Figure 4: Canada-Singapore Two-Way Services Trade, 2015-23**



Source: Statistics Canada, 2024, Table 36-10-0007-01



From 2019 to 2023, Canada's **imports** from Singapore were predominantly in the *transportation and government services* category, representing C\$10.6B, or 82% of total service imports (Table 1). 69% of Canada's **exports** to Singapore fell under the *commercial services* category, accounting for C\$4.2B of total service exports over the past five years.

Services	Percentage of Total Service Exports to Singapore, 2019-2023	Percentage of Total Service Imports From Singapore, 2019-2023
Commercial	69%	16%
Travel	5%	2%
Transportation and government services	26%	82%

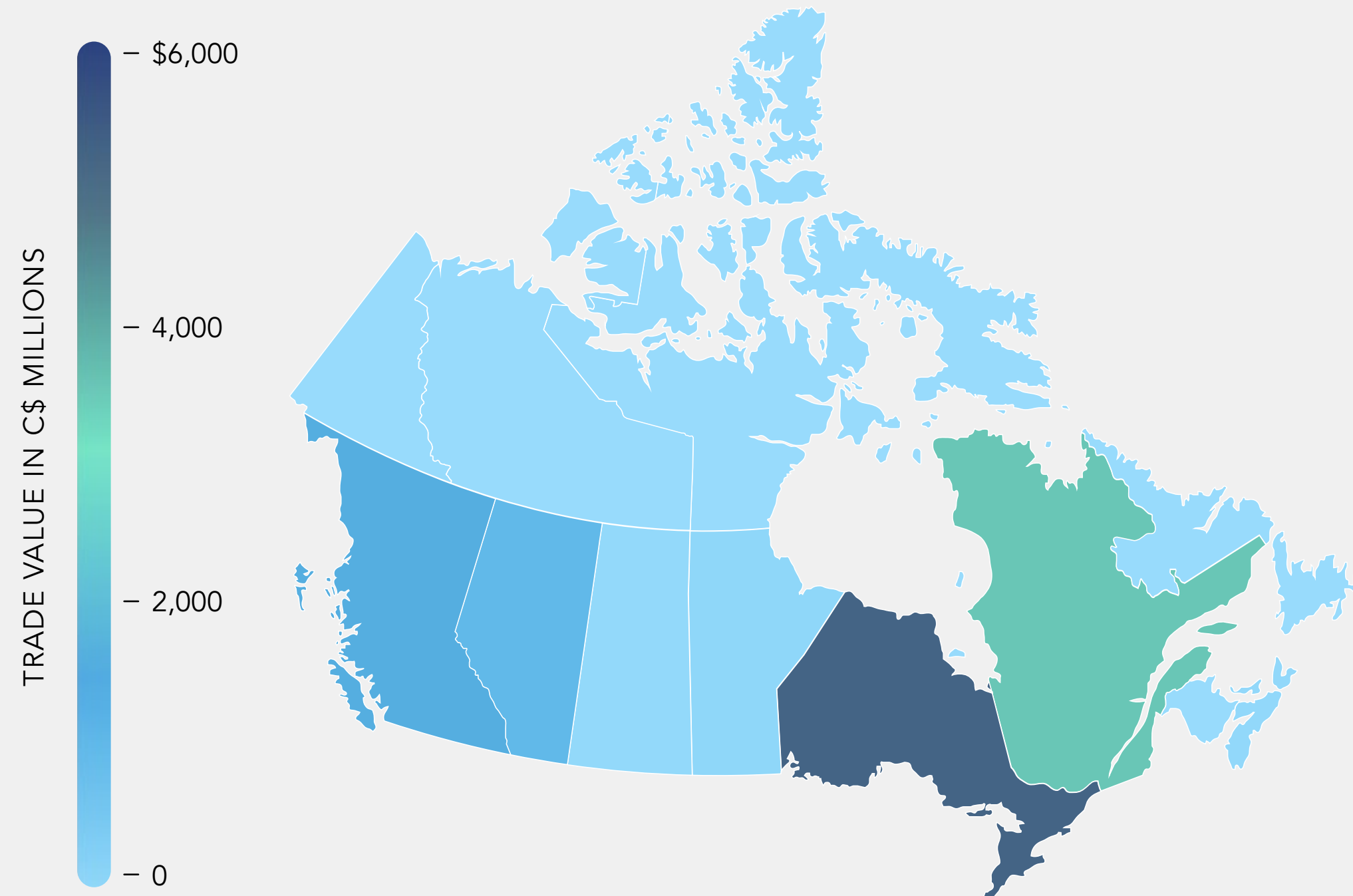
Source: Statistics Canada, 2024, Table 36-10-0007-01

# PROVINCES BENEFITING FROM CANADA-SINGAPORE TRADE

**Ontario** and **Quebec** are undeniable beneficiaries of Canada-Singapore merchandise trade, accounting for 72% of Canada's trade with the country in the five years post-CPTPP ratification (Figure 5).

**British Columbia**, **Alberta**, and **Manitoba** also ranked among Singapore's top five provincial trade partners.

**Figure 6:** Canadian Provinces Two-Way Trade with Singapore, 2019-23



Source: Statistics Canada, 2024, Table 12-10-0173-01

SINGAPORE'S TOP FIVE PROVINCIAL PARTNERS:

**Ontario**  
\$5,027

**Quebec**  
\$3,575

**British Columbia**  
\$1,711

**Alberta**  
\$1,250

**Manitoba**  
\$137



**Ontario's** trade with Singapore has on average, grown year-on-year by 6.5% since CPTPP ratification, mostly based on increasing imports of *electronic equipment and consumer goods*. The province has also been an important source of *aircraft and other transportation equipment* to Singapore, which, although negatively impacted by the pandemic, exceeded pre-pandemic trade levels in 2023.

**Quebec** experienced a rapid average year-over-year growth rate of 11% in merchandise trade with Singapore. This trade relationship can be characterized by high growth and high volatility – Quebec's pandemic recovery revealed a 60.7% growth in trade with Singapore, from C\$516M in 2021 to approximately C\$830M in 2022, largely driven by exports to Singapore. Key export sectors were boosted by post-pandemic trade

recovery in 2022 compared to the previous year, such as *electronic and electrical equipment and parts* (increasing by 84%) and *aircraft and other transportation equipment and parts* (increasing by 62%).

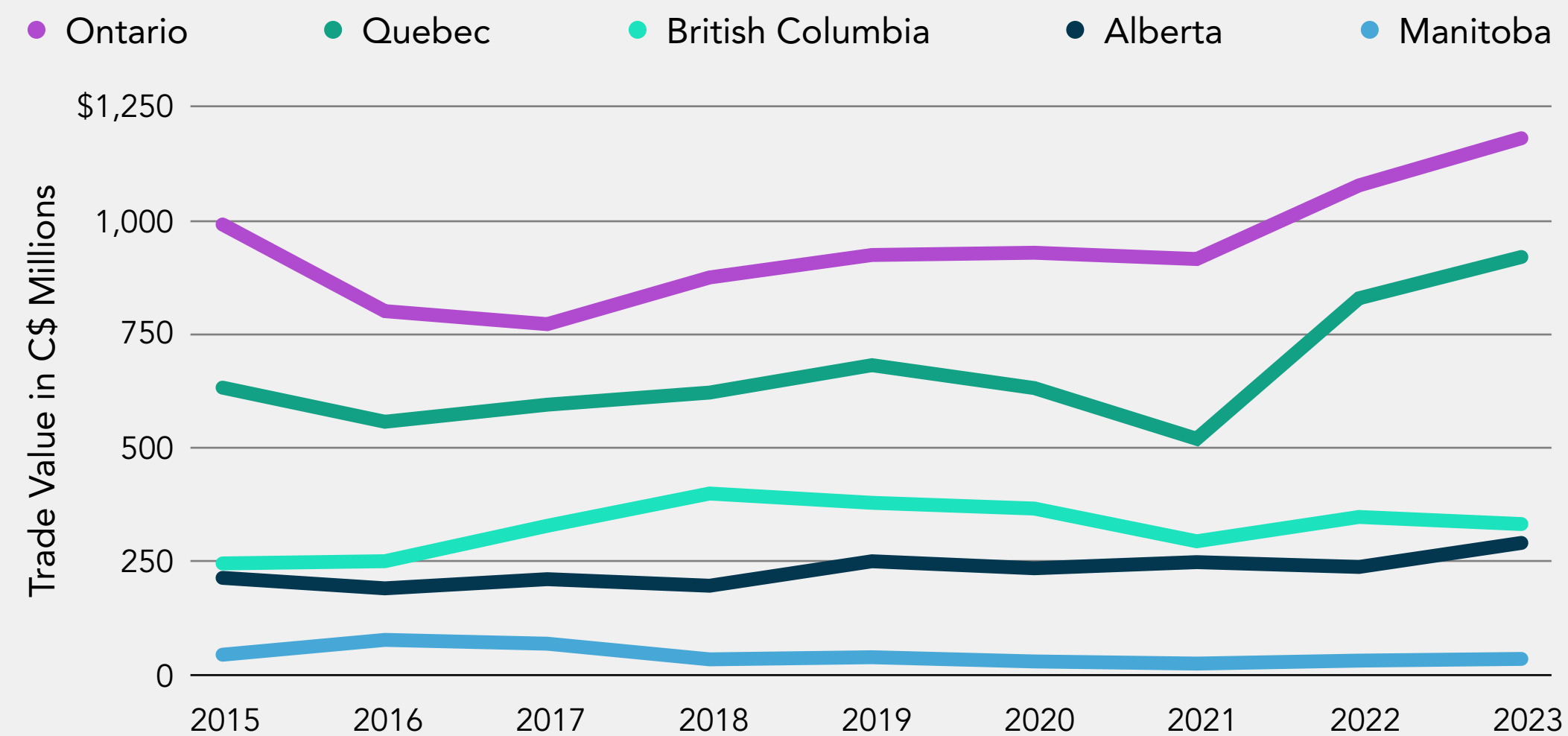
Despite **British Columbia's** growing presence in Singapore with a localized [trade office](#) and a dedicated [2023](#)

[Trade Diversification Strategy](#) that lists the city-state as one of the priority markets to deepen trade and investment relations, British Columbia has not benefited from CPTPP-driven tariff reductions with Singapore. In fact, its trade with Singapore steadily decreased from 2019 to 2023, with higher provincial trade flows prior to

CPTPP ratification. British Columbia has reduced its imports of *energy products* – historically its largest imports from Singapore – from around C\$155M in 2019 to C\$0 in 2022. [Energy imports from Singapore were phased out from 2018 to 2022](#), replaced by imports from the U.S. and other CPTPP partners like Australia and South Korea.

Both **Alberta and Manitoba** experienced minimal growth after the ratification of the CPTPP, with the former benefiting slightly more than the latter from the FTA. Alberta has a dedicated [trade office](#) in the city-state and does not have a provincial-level trade strategy for the Indo-Pacific region. Conversely, Manitoba neither has a local trade office presence nor a strategy to engage with Singapore, leaving much room for future engagement.

**Figure 7: Top Five Canadian Provinces Two-Way Trade with Singapore, 2015-23**



Source: Statistics Canada, 2024, Table 12-10-0173-01



# TRADE OPPORTUNITIES



Canada-Singapore trade flows have risen steadily in the five years since CPTPP ratification, paving the way for large-scale trade and investment flows. One such example is Bombardier, a Montreal-based transport and aircraft manufacturer, which made its first entry into Singapore and the Asia Pacific region in 2014. Following the implementation of the CPTPP agreement, Bombardier's Singapore Services Centre at Seletar Aerospace

Park quadrupled its footprint with an investment of approximately [C\\$83M](#) and an expansion of its presence throughout the city-state with contracts awarded in [2018](#) and [2020](#) from Singapore's Land Transport Authority amounting to approximately C\$1.5B for the delivery and maintenance of new train cars for Singapore's local metro rail service fleet.

There is an abundance of market opportunities for Canadian businesses in Singapore. According to the International Trade Center's [Export Potential Map](#), promising export opportunities are in finished consumer goods containing precious metals – which represents a trade potential valued at approximately C\$185M – and further exports of powered aircraft and turbojet engines, which, if realized, could add an estimated combined trade value of nearly C\$177M.

[Export Development Canada](#) also highlights agri-food, agri-tech, cleantech, and advanced manufacturing as key sectors for Canadian exporters to the city-state. Canada's position as a [global leader in the mining industry](#) and Singapore's focus on [R&D and innovation financing](#) also indicates complementary activities in these overlapping sectors, implying synergies between the two countries.



